

STEP1 Downloading the Ehime Free Wi-Fi Connect App

The Ehime Free Wi-Fi Connect app makes it easier to use Ehime Free Wi-Fi services.

① Method 1: Search for "Ehime Free Wi-Fi Connect" on the Google Play Store or App Store and install the app.

② Method 2: Scan one of the QR codes below and install the app.



Go to the Google Play Store Go to the App Store



STEP2 Initial Registration

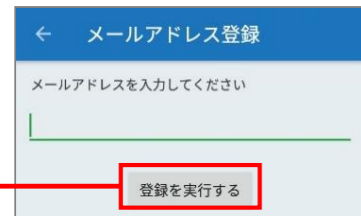
1 Launch the app and register using your e-mail address or social media account.



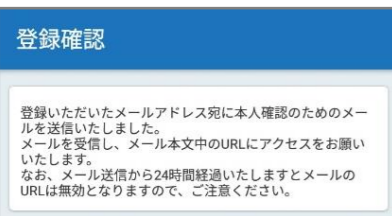
Go to 2 if registering via e-mail address

Skip to 5 if registering using a social media account


2 Enter an e-mail account that can be accessed on the currently connected device, then tap Register.



Registration confirmation screen



3 After receiving the confirmation e-mail, follow the link included in the message body.



4 After confirming your identity and completing registration, launch the app and tap Start Using App.



Registration is complete! You may now use the app. (For instructions on app usage, refer to step 3.)

5 Enter your user name and password from the relevant login screen.

Registration is complete! You may now use the app. (For instructions on app usage, refer to step 3.)



STEP3 Using the App

Follows steps ①–③ below. (Only steps ② and ③ apply for Android users.)

① Activate Wi-Fi on your device and connect to Ehime_Free_Wi-Fi.



② Launch the app and tap the connect Wi-Fi button.

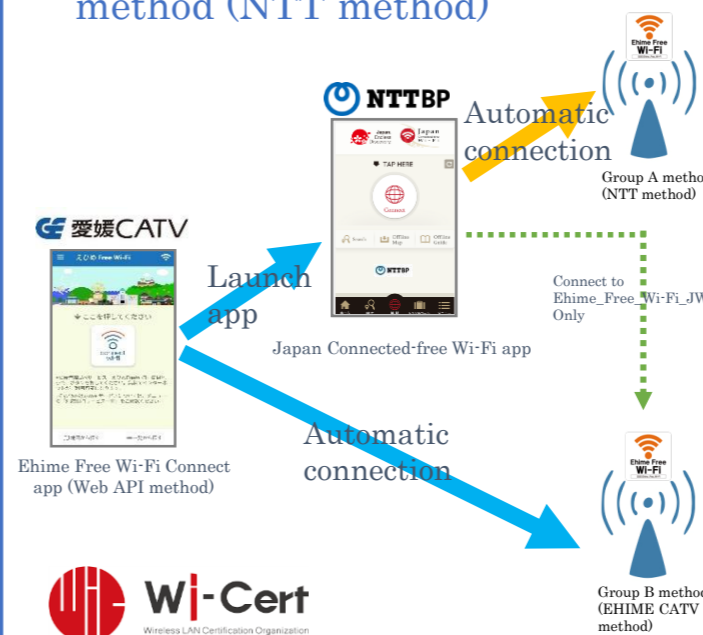


③ You are now connected. Enjoy free Wi-Fi service!



※The Ehime Free Wi-Fi Connect app is designed for connection using the Ehime Free Wi-Fi Group B method (EHIME CATV method). Connection may not be possible with certain access points. Visit the Ehime Free Wi-Fi portal site (<https://www.ehime-wifi.jp/>) for further details.

This app also enables easy connection via the Ehime Free Wi-Fi Group A method (NTT method)



When you connect using an Ehime Free Wi-Fi Group A (NTT) access point, the Group A app "Japan Connected-free Wi-Fi" (provided by NTT BP) will launch automatically. You can then connect to Ehime Free Wi-Fi using this app. (If you have not yet downloaded this app, instructions for installing the app will appear.)

It is also possible to connect to Group B (EHIME CATV) access points using the Japan Connected-free Wi-Fi app. (In this case, connect to Ehime_Free_Wi-Fi_JW-Only.)

※Joint Wi-Fi service is provided through collaboration between the NTT WEST Group, NTT BP and EHIME CATV.

